

5TH GRADE

3RD TERM TOPICS

LANGUAGE ARTS

UNIT 6 - ENVIRONMENTALLY FRIENDLY

Quantifiers

a lot of / lots of / a few / a little / many / much

QUANTIFIER FUN!
How Many & How Much?
Easy Rules for Kids

1. A LOT OF / LOTS OF
★ USE: LARGE AMOUNTS of Both (Countable & Uncountable)
Rule: Apples (Countable) & Juice (Uncountable)
Many apples! Lots of juice!

2. A FEW
★ USE: SMALL AMOUNTS (Only Countable)
Rule: You can COUNT them!
A few birds! We can count: 1, 2, 3!
A few apples

3. A LITTLE
★ USE: SMALL AMOUNTS (Only Uncountable)
Rule: You cannot count them!
A little milk
A little sand
You cannot count grains/liquid

4. MANY
★ USE: LARGE NUMBERS (Only Countable)
Rule: Only for things you count!
Many students
Many stars
We can count them!

5. MUCH
★ USE: LARGE AMOUNTS (Only Uncountable)
Rule: For non-countable things!
Much water
Much flour
You cannot count them!

6. EASY GUIDE! SUMMARY

COUNTABLE	A Lot of / Lots of (Both)	UNCOUNTABLE
Apples	A Few (C)	Water
Dogs	A Little (U)	Milk
Books	Many (C)	Flour
Stars	Much (U)	Sand

Tag Questions

TAG QUESTIONS

Tag questions are short questions added to the end of a sentence. We use them to: check information, ask for agreement, or make conversation friendlier.

Structure

Positive sentence → Negative tag

Negative sentence → Positive tag

Examples

You are happy, aren't you?










Maria can't drive, can she?

UNIT 7 – BE CAREFUL

Modal Verbs don't need to / have to should / shouldn't / ought to

★ MODAL VERBS: THE SUPER GUIDE FOR KIDS! ★			
MODAL VERB & TRAFFIC LIGHT	WHAT DOES IT MEAN?	EASY RULE 	EXAMPLES FOR KIDS 
 should 	Good Idea!  Meaning: Friendly tip	Use it to give friendly advice or a good tip.	<ul style="list-style-type: none"> You should eat your vegetables.  We should share our toys. 
 ought to 	Good Idea!  Meaning: Proper idea	It is the same as should . It means it's the right thing to do.	<ul style="list-style-type: none"> You ought to say 'thank you'.  We ought to protect nature. 
 shouldn't 	Bad Idea!  Meaning: Not smart	Use it to say something is not a good choice.	<ul style="list-style-type: none"> You shouldn't watch TV all night.  We shouldn't run near the pool. 
 have to 	100% Rule!  Meaning: A strict rule	You must do it. It is a strict rule or a duty.	<ul style="list-style-type: none"> I have to do my homework.  We have to wear a seatbelt. 
 don't need to 	You Choose!  Meaning: Your choice	It is not necessary. You can do it if you want, but you don't have to.	<ul style="list-style-type: none"> Tim can play soccer if he wants, but he doesn't need to.  You can buy the cake, but you don't need to buy the candles. 

Such...that / So...that

★ SUCH ... THAT / SO ... THAT ★			
★ Structure	✚ Grammar Rule	📖 When Do We Use It?	🌟 Examples
SO + adjective/adverb + THAT	We use so before adjectives or adverbs.	To show a strong result or consequence.	<ul style="list-style-type: none"> The dog was so cute that everyone smiled.  The car moved so fast that we got scared.  Mia studied so hard that she got 100%! 
SUCH + noun + THAT	We use such before nouns.	To describe something in a strong or surprising way.	<ul style="list-style-type: none"> It was such a delicious pizza that we ate everything.  They had such fun that they didn't want to leave.  He is such a friendly boy that everyone likes him. 
SUCH + adjective + noun + THAT	We can use such before an adjective + noun together.	To give extra emphasis to a person, thing, or situation.	<ul style="list-style-type: none"> It was such a beautiful day that we went to the park.  She has such cute kittens that people stop to look at them.  That was such an amazing cake that everyone asked for more. 

UNIT 8 – PRETTY CITIES

Indirect Questions

INDIRECT QUESTIONS

When we ask a question politely, using a phrase like *Do you know*, *Can you tell me*, etc., the word order changes:

DIRECT QUESTION

What time is it?

Where is the library?

Is the cafe open?



INDIRECT QUESTION

Do you know what time it is?

Can you tell me where the library is?

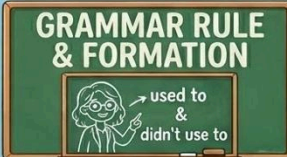
Do you know if the cafe is open?

Used to / Didn't use to

USING "USED TO" & "DIDN'T USE TO" FOR PAST HABITS

LEARN HOW TO TALK ABOUT PAST HABITS!

GRAMMAR RULE & FORMATION




USAGE: Expresses past habits or states that no longer occur.

AFFIRMATIVE FORM:
Subject + **used to** + Base Verb.

NEGATIVE FORM: Subject + **didn't use to** + Base Verb.







QUESTION FORM: **Did** + Subject + **use to** + Base Verb?

VISUAL CONCEPT



PAST → CHANGE → PRESENT

PRACTICAL EXAMPLES

1. She **used to** play 
2. We **used to** live on a farm.
3. He **used to** smoke.  vs 
4. I **didn't use to** like broccoli. (Present: Now I do). 
5. **Did you use to** eat a lot of sweets? 
6. We **didn't use to** have internet. 

past – present

UNIT 9 – LIGHTS, CAMERA, ACTION!

Causative Have / Get

USING THE “CAUSATIVE”: HAVE & GET

Learn how to talk about services someone does for you!

GRAMMAR RULE & FORMATION

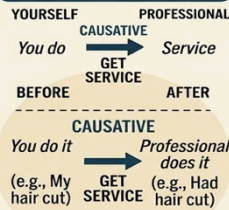
USAGE: Used when you arrange for someone else to do something for you.

AFFIRMATIVE: Subject
+ Object + **HAVE/GET**
+ Object + **HAVE/GET**
+ Object + Past Participle

NEGATIVE: Subject
+ **DON'T HAVE/GET** +
+ Object + Past Participle

QUESTION: DO/DID
+ Subject + **HAVE/GET**
+ Past Participle?

VISUAL CONCEPT



REMEMBER!
You are not doing the work!
Subject -> **HAS WORK DONE**

Subject Arranges --> (Work Done by Other) --> RESULT

PRACTICAL EXAMPLES

1. He **had** his hair cut.
2. She **got** her car washed.
3. We **had** our house painted.
4. I **got** my computer fixed.
5. Did you **have** your pizza delivered?
6. They **got** their dog groomed.

The Second Conditional

IMAGINE IT! USING THE “SECOND CONDITIONAL”

Talk about a dream, an impossible thing, or a “what if”!

THE DREAM MACHINE (GRAMMAR RULE)

USAGE: To talk about something that isn't real now but is fun to imagine!

FORM
IF SIDE (PAST TENSE)
RESULT SIDE (WOULD + Base Verb)
If I won the lottery, I **would** buy an island.

AFFIRMATIVE, NEGATIVE, QUESTION FORMS

IF I WERE YOU...
If I won, I **would** buy a star.

I WOULDN'T DO THAT!
If I had a lion, I **wouldn't** ride it!

WHAT WOULD YOU DO?
If you met an alien, **would** you say 'hi'?

VISUAL CONCEPT (BEFORE & AFTER FUN)



You imagine the change!
If... -> Then... would...!

PRACTICAL EXAMPLES (KIDS' STORIES)

1. If I **were** a superhero, I **would** fly to school!
2. If I **had** a pet dinosaur, we **would** play in the park.
3. If we **found** a treasure map, we **would** go on an adventure!

REMEMBER!
Don't use 'will'!
Use 'would'!

Remember to use 'were' for 'I / He / She / It' for this dream-talking!

FLOW CHART If Condition (Past) --> (Imaging it) --> Imagine Result (would)

Verbs

	Present	Past	Past Participle
1.	see	saw	seen
2.	take	took	taken
3.	think	thought	thought
4.	travel	traveled	traveled
5.	visit	visited	visited
6.	start	started	started
7.	damage	damaged	damaged
8.	respect	respected	respected
9.	explore	explored	explored
10.	build	built	built
11.	join	joined	joined
12.	dress	dressed	dressed
13.	keep	kept	kept
14.	catch	caught	caught
15.	get out	got out	got out / gotten out
16.	stare	stared	stared
17.	ride	rode	ridden
18.	get rid of	got rid of	got rid of / gotten rid of
19.	throw	threw	thrown
20.	move	moved	moved

SCIENCE

- **Unit 6 - Electricity**
Notes in Science Notebook
- **Unit 7 - Is It Sunny Everywhere?**
Notes in Science Notebook
- **Unit 8 - How Much Of The Earth Is Water?**
Notes in Science Notebook

VOCABULARY

Use the words in context, definition, or a drawing that represents the words.

- Unit 6 Environmentally Friendly
- Unit 7 Feeling It
- Unit 8 Pretty Cities
- Unit 9 Lights, Camera, Action!

Unit 6.1		Unit 6.2		Unit 7.1		Unit 7.2	
1.	air conditioning	1.	recycle	1.	relaxed	1.	bandage
2.	bulb	2.	area	2.	annoyed	2.	prescription
3.	candle	3.	litter	3.	positive	3.	pills
4.	curtain	4.	traffic jams	4.	satisfied	4.	operation
5.	dishwasher	5.	public transportation	5.	bored	5.	flu
6.	electricity	6.	gasoline	6.	miserable	6.	lie down
7.	faucet	7.	path	7.	amazed	7.	resting
8.	garbage	8.	pollution	8.	worried	8.	feeling better
9.	trash can	9.	gas	9.	negative		
10.	heating	10.	rain forest	10.	embarrassed		
11.	plug			11.	interested		
12.	sink						

Unit 8.1		Unit 8.2		Unit 9.1		Unit 9.2	
1.	cruise	1.	traffic circle	1.	an action movie	1.	celebrity
2.	monuments	2.	ticket office	2.	a cartoon	2.	channel
3.	towers	3.	parking lot	3.	a talk show	3.	commercials
4.	sightseeing	4.	subway	4.	a comedy	4.	heroine/hero
5.	collection	5.	sidewalk	5.	a documentary	5.	interviewing
6.	palace	6.	tourist information	6.	a drama	6.	performance
7.	department store	7.	opening hours	7.	the news	7.	programs
8.	gallery	8.	cash machine	8.	a horror movie	8.	review
9.	sculptures			9.	a game show	9.	scene
10.	festival					10.	series
						11.	studio

